




*Have fun using signs and gestures to support your child!*



**Contact your local Children's Centre and speak to the Language Lead or Speech and Language Therapist for more ideas around using signing.**



*Sign and shine!*

*Let's use signs to help my speech, language and communication!*



# Things to remember...

Always speak at the same time as using a sign or gesture.



Sign and speak slowly and clearly



Sign only the key (important) words you want your child to understand.



Use the tone of your voice to back up your message.



Make sure your child can see your signs.



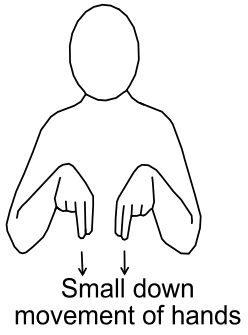
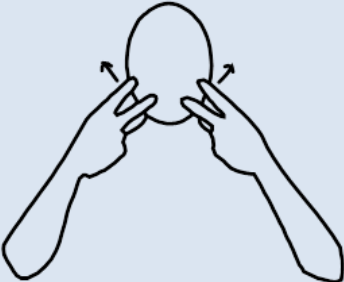




Use facial expressions to back up your message.



Don't worry if you forget a sign or don't know it, use natural gesture as much as possible!



## Animals!

<p><b>dog</b></p> 	<p><b>cat</b></p> 
<p><b>duck</b></p> 	<p><b>cow</b></p> 
<p><b>pig</b></p> 	<p><b>sheep</b></p> 

# Why sign?

We all use gestures when we talk. Signing is a way of building on this and making sure we are all using the same movements.



Lots of children find it easier to listen and learn new words when they have something to look at alongside hearing the word.

Signs can help prompt children to look, listen, to wait and to take turns.



Some children will use signs as another way to help them get their message across.

*All children will benefit from their grown-ups using signs and gestures!*

# Let's get started!

Gradually introduce a few signs at a time. This will help you to remember them.

Try signing words for the things your child really likes. These are motivating words!

Sign words that come up a lot in your routine so your child has a chance to hear and see them over and over.

Don't try to 'teach' your child the sign. Just use it alongside the word when the situation comes up. E.g. Sign 'more' when your child wants more snack.


Let other family members, nursery and childminders know the signs you are using so they can use them too!

Children love it when you sign along to their favourite song! Why not start with the animals in 'Old McDonald'.



## Favourite toys and things I like to do:

play



sing



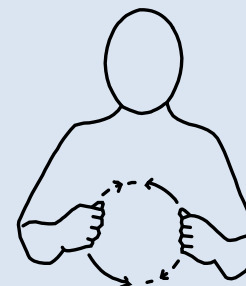
read



teddy

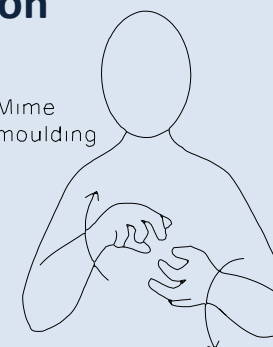


car



playdoh

Mime  
moulding





Food and drink I like....



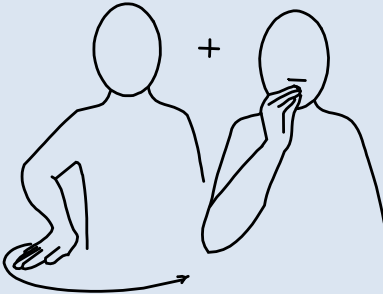



People who are important to me...

<p><b>milk</b></p>	<p><b>juice</b></p>
<p><b>biscuit</b></p>	<p><b>yoghurt</b></p>
<p><b>sandwich</b></p>	<p><b>banana</b></p>

<p><b>Mummy</b></p>	<p><b>Daddy</b></p>	<p><b>brother</b></p>
<p><b>sister</b></p>	<p><b>friend</b></p>	<p><b>teacher</b></p>
<p><b>Grandad</b></p>		<p><b>Grandma</b></p>




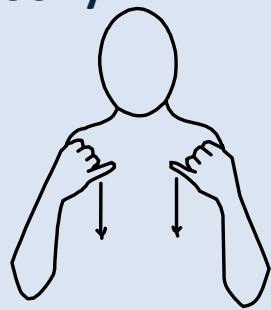
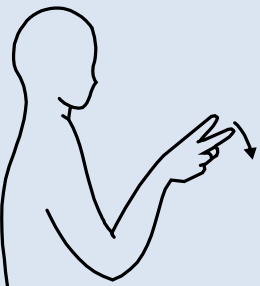


## My routine...

<p><b>home</b></p> 	<p><b>school/ nursery</b></p> 
<p><b>garden</b></p> 	<p><b>bath</b></p> 
<p><b>toilet</b></p> 	<p><b>sleep</b></p> 



## Social words...

<p><b>hello</b></p> 	<p><b>more</b></p> 
<p><b>gone</b></p> 	<p><b>Ill/ poorly</b></p> 
<p><b>again</b></p> 	<p><b>open</b></p> 