

# Why sign?

We all use gestures when we talk. Signing is a way of building on this and making sure we are all using the same movements.



Lots of children find it easier to listen and learn new words when they have something to look at alongside hearing the word.

Signs can help prompt children to look, listen, to wait and to take turns.

Some children will use signs as another way to help them get their message across.



**All children will benefit from their grown-ups using signs and gestures!**

# Let's get started!

**Gradually introduce a few signs at a time. This will help you to remember them.**

**Try signing words for the things your child really likes. These are motivating words!**

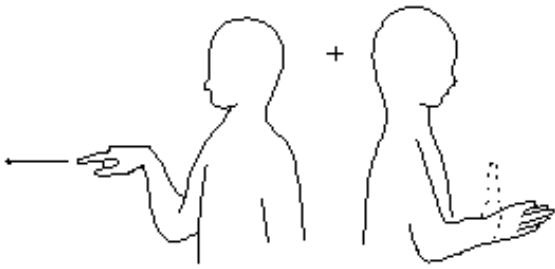
**Sign words that come up a lot in your routine so your child has a chance to hear and see them over and over.**

**Don't try to 'teach' your child the sign. Just use it alongside the word when the situation comes up. E.g. Sign 'more' when your child wants more snack.**

**Let other family members, nursery and childminders know the signs you are using so they can use them too!**

**Children love it when you sign along to their favourite song! Why not start with the animals in 'Old McDonald'.**


# First words list - Social words



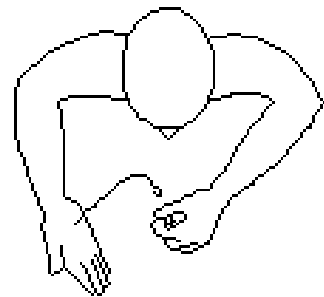
gone



want



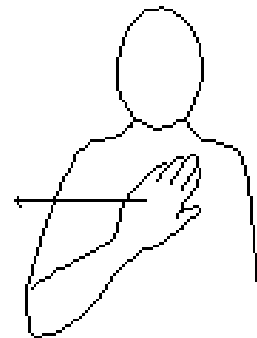
again



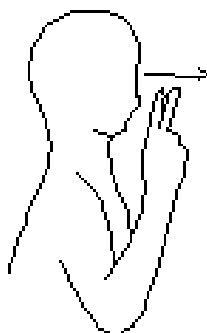
more



hello



no

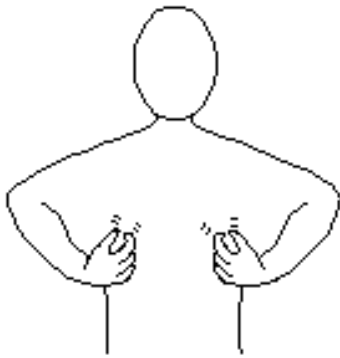


look



give

# Animals

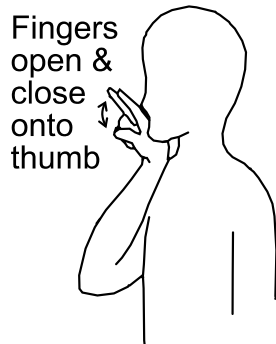


monkey



Fingers  
flick off  
thumb

snake



Fingers  
open &  
close  
onto  
thumb

duck



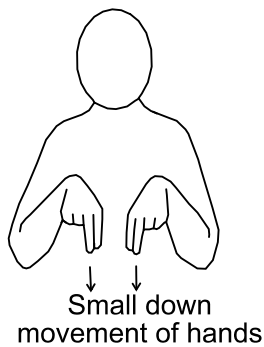
pig



sheep



cow



Small down  
movement of hands

dog



cat