


Let's Listen Together: strategies and activities to support your child with their speech sound development.

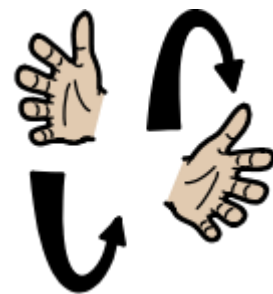


Listening Activities and sound awareness skills are important! Children need to learn how to listen to different sounds. This helps to raise their awareness of which sounds are in which words. They need this skill before they will be able to change how they say things. This is called their **Sound Awareness**

This booklet has some games and activities to play to introduce sound awareness activities to you child.

Useful Strategies

- Copy the word back clearly. This means that your child can hear the word with the right sounds. Don't ask your child to change or correct how they say the words. For example:
CHILD: "it's a tar"
ADULT: "yes, that's right, it's a **car**"
- Add pauses to your own speech. This will help your child to hear how they could slow down.
- See if your child can show you what they mean in a different way (e.g. by pointing, using gesture or telling you a key word)



Game and Activity Ideas for Speech Sound Development

Rhyming Games

- Read **rhyming books** together and see if you can find the rhymes in the book.
- Sing **nursery rhymes** or **rhyming songs**. Leave a gap before the last word to see if your child can fill in the gap. For example:



ADULT: 'twinkle, twinkle, little star...how I wonder what you...'


CHILD: 'ARE!'

- Put some objects in a bag, pull out the objects together and see if you can **think of a word that rhymes** with the object (e.g. key→bee, hat→cat, pan→can). These can be funny words!



Syllable Games

- **Clap out the syllables:** look around the house and pick an object. Clap out the number of beats/syllables in the word. For example, 'dinosaur' would have 3 claps (di - no - saur), table would have 2 claps (ta - ble) and dog has one. You can clap, jump, tap or count the syllables - have fun with this!




Sound Walk



- Whilst at home or on a walk, **listen out for any sounds** that you can hear. See if your child can hear/identify any sounds that they hear. Think about what they might be (for example, the birds, an aeroplane, the washing machine!)



What's in the Bag



- Fill a bag or find some objects beginning with a **certain sound** (e.g. 'k' → keys, cup, counter, coin, car, cow). Talk about the sounds as the child is pulling the objects out or playing with the toys. The idea of this activity is that the child hears the sounds lots of times!
- Your child might be able to think of other things that begin with this sound. You could go on a **sound treasure hunt** round the house to find objects beginning with this sound.
- **Sorting Activity:** As your child becomes more familiar with these types of activities, they may be able to identify the first sounds in words themselves. Fill the bag with objects starting with two different sounds (e.g. 's' and 't') and help you child to sort them into things beginning with 's' and things beginning with 't'. They will probably need your help to say the word out loud first.

